








LUG NUT Reference Chart






Shank Style

DESCRIPTION	THREAD SIZE	HEX DIA.	OVERALL LENGTH	SHANK DIA.	SHANK LENGTH	PACKAGE OF 4	BOX OF 100
 Flat seat, regular mag., stainless steel washers included.	1/2-20	13/16"	1.65"	.679"	.746"	61000	69100
	7/16-20	13/16"	1.65"	.679"	.746"	61001	69101
	M12 x 1.5	13/16"	1.65"	.679"	.746"	61002	69102
	M12 x 1.25	13/16"	1.65"	.679"	.746"	61003	69103
 Open-end drag racing, flat seat, Centerline Convo Pro, stainless steel washers included*.	1/2-20	13/16"	1.6"	.679"	.490"	60127	69127*
	7/16-20	13/16"	1.6"	.679"	.490"	60128	69128*
	M12 x 1.5	13/16"	1.6"	.679"	.490"	60129	69129*
 Flat seat, long mag., stainless steel washers included.	1/2-20	13/16"	1.85"	.679"	.946"	62000	N/A
	7/16-20	13/16"	1.85"	.679"	.946"	62001	N/A
	M12 x 1.5	13/16"	1.85"	.679"	.946"	62002	N/A
	M12 x 1.25	13/16"	1.85"	.679"	.946"	62003	N/A
 Open-end drag racing, flat seat, regular mag., stainless steel washers included*.	1/2-20	13/16"	1.86"	.679"	.746"	61005	69105*
	7/16-20	13/16"	1.86"	.679"	.746"	61006	69106*
	M12 x 1.5	13/16"	1.86"	.679"	.746"	61007	69107*
 Flat seat, duplex mag., stainless steel washers included.	1/2-20	7/8"	2.425"	.740"	1.00"	62820**	N/A
	9/16-18	7/8"	2.425"	.740"	1.00"	62822**	N/A
 Flat seat, Cragar extra long, stainless steel washers included.	1/2-20	13/16"	2.27"	.679"	1.365"	63014	69314
	7/16-20	13/16"	2.27"	.679"	1.365"	63015	69315
	M12 x 1.5	13/16"	2.27"	.679"	1.365"	63016	69316
 Open-end drag racing, flat seat, Cragar extra long, stainless steel washers included*.	1/2-20	13/16"	2.475"	.679"	1.365"	63000 offset	69300*
	7/16-20	13/16"	2.475"	.679"	1.365"	63001 center	69301*
	M12 x 1.5	13/16"	2.475"	.679"	1.365"	63002 center	69302*
	M12 x 1.25	13/16"	2.475"	.679"	1.365"	63003 center	69303*
	1/2-20	13/16"	2.475"	.679"	1.365"	63004 center	69300*


*Bulk sets of Drag Racing Lug Nuts do not include washers. ** Pack of 8

Cone Seat & Dually

DESCRIPTION	THREAD SIZE	HEX DIA.	OVERALL LENGTH	PACKAGE OF 4	BOX OF 100
 Cone seat, regular.	1/2-20	13/16"	1.5"	64000	69400
	7/16-20	13/16"	1.5"	64001	69401
	9/16-18	7/8"	1.75"	64008	69418
	9/16-18	13/16"	1.75"	N/A	69422
	M12 x 1.5	13/16"	1.5"	64002	69402
	M12 x 1.25	13/16"	1.28"	64003	69403
	M12 x 1.75	13/16"	1.815"	64019	69419
	M14 x 1.5	13/16"	1.565"	64038	69438
	M14 x 1.5	13/16"	1.945"	64021	69428
	M14 x 1.5	22mm	1.945"	64014	69424
	M14 x 1.5 black	22mm	1.945"	64024	N/A
M14 x 2.0	13/16"	2.25"	64020	69420	
 Cone seat, bulge.	1/2-20	3/4" & 19mm	1.45"	64010	69410
	1/2-20 black	3/4" & 19mm	1.45"	64029	69429†
	7/16-20	3/4" & 19mm	1.45"	64011	69411
	M12 x 1.5	3/4" & 19mm	1.45"	64012	69412
	M12 x 1.25	3/4" & 19mm	1.45"	64013	69413
	M12 x 1.5 black	3/4" & 19mm	1.45"	64015	69415†
 Cone seat, duplex.	1/2-20	7/8"	2.5"	64805**	69405
	9/16-18	7/8"	2.5"	64806**	69406

** Pack of 8 † 144 per box

DESCRIPTION	THREAD SIZE	HEX DIA.	OVERALL LENGTH	BOX OF 32
 Flange Style Dually	9/16-18	1.0"	2.31"	69500
	M14 x 2.0	1.0"	2.31"	69504


DESCRIPTION	THREAD SIZE	TOOL HEX DIA.	OVERALL LENGTH	NUT/TOOL OUTSIDE DIA.	CHROME PKG./4	CHROME BOX/50	COLORS PKG./4	COLORS BOX/50
 Cone seat, SplineDrive Lug Nuts for Tuner Wheels or wheels with very small lug nut holes. For alloy wheels only, not for use on steel wheels.	1/2-20	13/16"	1.24"	.795"	65330	65000	65330††	65000††
	M12 x 1.5	13/16"	1.24"	.795"	65357	65002	65357††	65002††
	M12 x 1.25	13/16"	1.24"	.795"	65354	65003	65354††	65003††
	M14 x 1.5	13/16"	1.565"	.936"	N/A	65034	N/A	N/A
	M14 x 1.5	1.0"	1.935"	.936"	65310	65024	N/A	65024§

††Note: For colors add the following suffix to lug nut part number:

BK= Black Chrome BC= Blue Cap RC= Red Cap PC= Purple Cap

*GD= Gold Chrome (Not available for 1/2-20 thread or in 4-packs)

§ Note: Gold is only color available for this part number.

DESCRIPTION	PKG./1	BOX/10
 Installation Tool 13/16" Hex size, for 1/2-20, M12 x 1.25 & M12 x 1.5 nuts	65300	65100
Installation Tool 13/16" Hex size, for M14 x 1.5 nuts	N/A	65400
Installation Tool 1" Hex size, for M14 x 1.5 nuts	65301	65200